

New Online Banking Guide

LOGIN

- All your login information is the same as it was with the old layout. To enter your login info, click on the lines below *Username* and *Password*. The area will turn blue, then you will be able to enter your information.



[OUR HOMEPAGE](#)

A screenshot of the online banking login interface. The form is titled "Sign In" and contains two input fields: "Username" and "Password". Two large white arrows with black outlines point to the input lines of these fields. Below the fields are two buttons: "SIGN IN" and "FORGOT PASSWORD".

Sign In

Username

Password

SIGN IN FORGOT PASSWORD

All Login information remains the same. Your Username, Passord, and security image are the same as previously.

New Online Banking Guide

HOME PAGE

- When you login, you will arrive on the home page. From here you will be able to see summaries of each suffix associated with your member number. Each suffix will be represented as a tile. Each summary will list the balance and available balance. On other suffixes such as loans, the payment date, payment amount, and interest rate will be listed.
- For more detailed information on individual suffixes, click on the 3 vertical dots located in the top right corner of that suffixes tile. This will present you with a menu of options.
 - One of those options will be to view Suffix History. Another way to view suffix history is by clicking on the suffix title or number.

The screenshot displays the Green Mountain Credit Union online banking interface. At the top, the logo and navigation menu (ACCOUNTS, TRANSFERS, LOG OUT) are visible. The main content area features a 'Shares' section with two tiles: '1 SHARE \$1.00' and '10 SHARE DRAFT \$1.00'. Each tile shows a balance and available balance, along with a 'QUICK TRANSFER' button. A 'Shares Summary' section on the right contains a donut chart. Annotations include an arrow pointing to the main menu icon, an arrow pointing to the '10 SHARE DRAFT' tile, and an arrow pointing to the three dots in the top right corner of the '10 SHARE DRAFT' tile. A text box explains that clicking on these three dots or the tile itself provides access to share history. A large arrow points to the tiles with the text 'Each Suffix will be represented by a tile.' The footer contains the copyright notice: © 2016 mobiCint, All rights reserved.

GREEN MOUNTAIN CREDIT UNION

OUR HOMEPAGE

ACCOUNTS TRANSFERS LOG OUT

ACCT ...

Shares

Total Balance \$27.00
Total Available \$2.00

Shares Summary

1 SHARE \$1.00

Balance \$26.00
Available \$1.00

QUICK TRANSFER

10 SHARE DRAFT \$1.00

Balance \$1.00
Available \$1.00

QUICK TRANSFER

Access Share History by clicking on the 3 small dots in the right hand corner of the tile OR by clicking on the tile of the Share.

Main Menu

Each Suffix will be represented by a tile.

© 2016 mobiCint, All rights reserved.

New Online Banking Guide

MAIN MENU

- To access the Main Menu, click on the three horizontal lines on the top left side of the screen.
- From this menu you have access to Account Summaries, Transfers, Year to Date account information, Outstanding Non-Sufficient Funds info, a list of Holds, Pledges, Pending ACH's for your account, and all Statements + Documents
- You also can access Bill Pay via the Main Menu

The screenshot shows the main menu of the Green Mountain Credit Union online banking interface. The menu is organized into three main sections: Accounts, Services, and User Profile. Annotations with arrows point to specific menu items and their functions.

Accounts Section: This section allows members to manage accounts (transfers, statements, etc...). It includes the following menu items: ACCOUNT SUMMARY, TRANSFERS, YEAR TO DATE, OUTSTANDING NSF, HOLDS, PLEDGES, PENDING ACH, and STATEMENTS + DOCUMENTS.

Services Section: This section is where members can access special financial services such as bill pay and mobile deposit (Coming Soon!). It includes the following menu items: BILLPAY and QUICK TRANSFER.


User Profile Section: This section allows members to customize their online account. (Here you can change your password, username, security image, notifications, etc...). It includes the following menu items: SETTINGS, NOTIFICATION CENTER, UPDATE SECURITY SETTINGS, DEVICE MANAGEMENT, LOG OUT, and OUR HOMEPAGE.

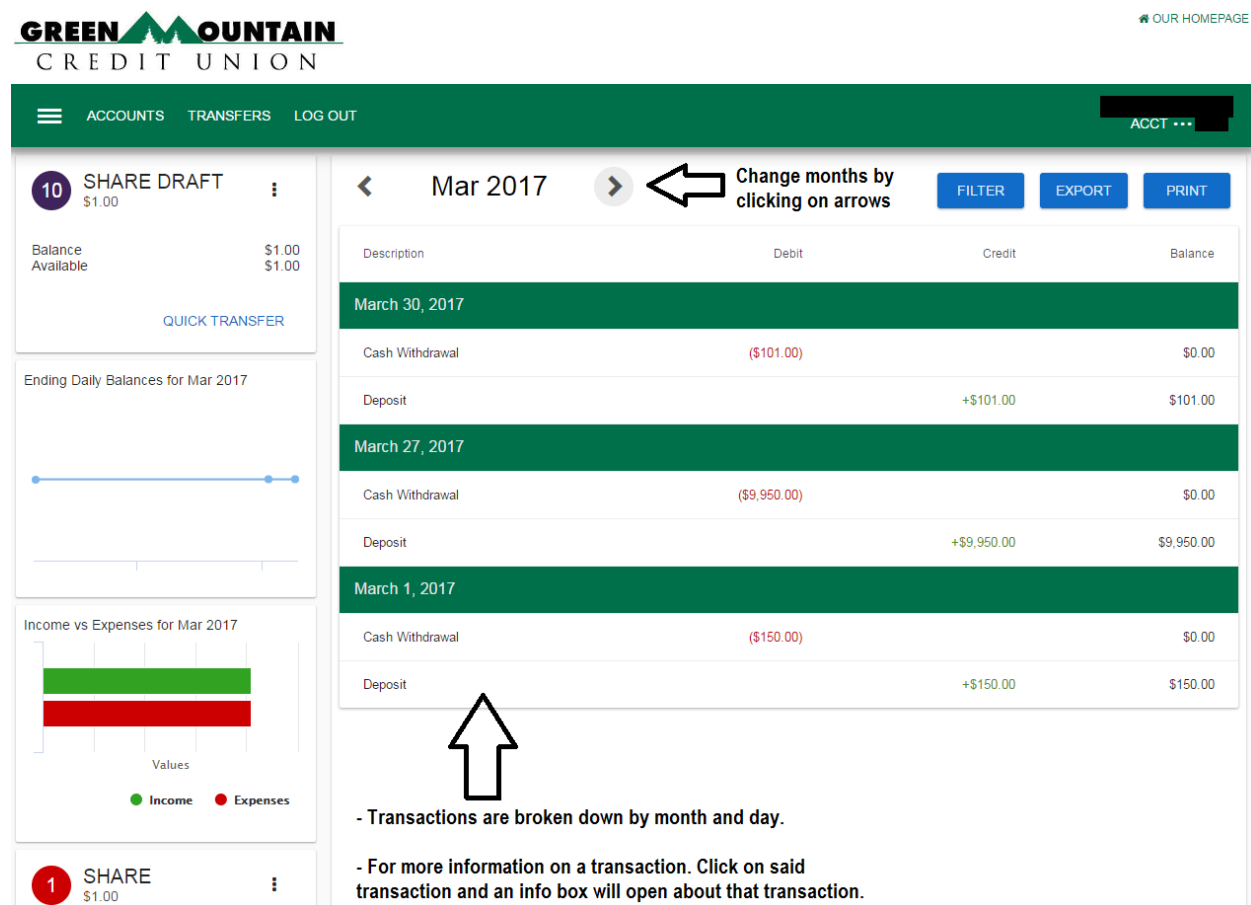
The main content area of the dashboard displays account information, including a balance of \$27.00, a share draft for \$1.00, and a shares summary chart. The footer contains the copyright notice: © 2016 mobiCint, All rights reserved.

New Online Banking Guide

SUFFIX HISTORY

- Suffix History is broken down by month. To view previous months, click the arrows surrounding the current month. This will be listed at the top of the page.
- For further detail on individual transactions, simply click on the transaction. An info box will appear.
- To view a deposited check, simply click on the check icon on the transaction detail.

- Icon will follow the check number. Like this →  Check# 45465



GREEN MOUNTAIN CREDIT UNION OUR HOMEPAGE

ACCOUNTS TRANSFERS LOG OUT ACCT ***

10 SHARE DRAFT \$1.00

Balance \$1.00
Available \$1.00



QUICK TRANSFER

Ending Daily Balances for Mar 2017

Income vs Expenses for Mar 2017

Values
● Income ● Expenses

1 SHARE \$1.00

Mar 2017   Change months by clicking on arrows

FILTER EXPORT PRINT

Description	Debit	Credit	Balance
March 30, 2017			
Cash Withdrawal	(\$101.00)		\$0.00
Deposit		+\$101.00	\$101.00
March 27, 2017			
Cash Withdrawal	(\$9,950.00)		\$0.00
Deposit		+\$9,950.00	\$9,950.00
March 1, 2017			
Cash Withdrawal	(\$150.00)		\$0.00
Deposit		+\$150.00	\$150.00

↑

- Transactions are broken down by month and day.

- For more information on a transaction. Click on said transaction and an info box will open about that transaction.

New Online Banking Guide

MAKE A TRANSFER

- The green bar on the top of the page is the quick menu. From there you can click *Transfer* in order to get to the Transfer page. You can also click *Transfer* on the Main Menu.
- Once on the transfer Page, fill out all the info. For further detail refer to the photo below

GREEN MOUNTAIN CREDIT UNION OUR HOMEPAGE

ACCOUNTS TRANSFERS LOG OUT ACCT ...

[WIP] Make a New Transfer

From 1 - SHARE **Select Share to transfer \$\$ from** **To** 10 - SHARE DRAFT **Select Share to transfer \$\$ to**

Available \$1.00 Remaining electronic transfers this month: 5 From Description Maximum \$9,999.00 To Description

Amount

\$

\$20.00 \$40.00 \$80.00 \$100.00

Right Now Scheduled 5/16/2017

Enter the amount you would like to transfer OR select one of the quick transfer amounts below.

This section allows you to choose to make the transfer instantly OR to schedule it for a different date OR to set up a recurring transfer

CANCEL TRANSFER

Transfer Help

Scheduled Transfers

To setup an automatic transfer just setup a transfer with a start date and a frequency (2 weeks for example) and your transfer will happen automatically every 2 weeks beginning on your start date. You may add, edit, or delete an automatic transfer at any time (certain automatic transfers may not be maintainable online)

Ineligible Suffixes

Some suffixes may be ineligible for transfers. Reasons could include: the suffix is closed, insufficient funds, the suffix type doesn't permit transfers, regulations, and other credit union policies.

[VIEW INELIGIBLE SUFFIXES](#)

Make Transfer

** You can leave the descriptions blank. If you choose to leave them blank the transaction will list as "From Account#-Suffix" and "To Account#-Suffix". Fill in the description if you wish the transaction to be labeled something else.

New Online Banking Guide

ACCESS BILL PAY

- To access Bill Pay, open the Main Menu.
- The link is under the *Services* section

The screenshot displays the Green Mountain Credit Union online banking dashboard. On the left, a navigation menu is open, showing the following sections:

- Accounts**
 - ACCOUNT SUMMARY
 - TRANSFERS
 - YEAR TO DATE
 - OUTSTANDING NSF
 - HOLDS, PLEDGES, PENDING ACH
 - STATEMENTS + DOCUMENTS
- Services**
 - BILLPAY**
- User Profile**
 - SETTINGS
 - NOTIFICATION CENTER
 - UPDATE SECURITY SETTINGS
 - DEVICE MANAGEMENT
 - LOG OUT
 - OUR HOMEPAGE

The main content area shows a 'SHARE DRAFT' for \$1.00 with a balance and available amount of \$1.00 each. A 'QUICK TRANSFER' button is visible below. To the right, a 'Shares Summary' section features a donut chart. The top right corner displays 'Total Balance: \$27.00' and 'Total Available: \$2.00'. The footer contains the copyright notice: '© 2016 mobiCint, All rights reserved.'

New Online Banking Guide

VIEW ALTERNATE ACCOUNTS

- If you have more than one account with us AND they are linked in online banking, you can access your other accounts by clicking on the top right side of the quick menu, where your name and account number will be. The following drop down menu will appear.
- Click the account you wish to view.

The screenshot displays the Green Mountain Credit Union online banking interface. At the top left is the logo for Green Mountain Credit Union. A green navigation bar contains the menu items: ACCOUNTS, TRANSFERS, and LOG OUT. On the right side of the navigation bar, there is a user profile area with a name and account number, and a dropdown arrow. Below the navigation bar, the main content area is divided into several sections. On the left, under the heading 'Shares', there are two account cards: '1 SHARE \$1.00' and '10 SHARE DRAFT \$1.00'. Each card shows 'Balance Available' and a 'QUICK TRANSFER' button. To the right of these cards, the 'Total Balance' is \$27.00 and the 'Total Available' is \$2.00. Further right is a 'Shares Summary' section with a donut chart. On the far right, a dropdown menu is open, showing a list of linked accounts with an upward-pointing arrow icon. Below the dropdown menu, a text box states: 'This is a drop down list of all your linked accounts. Click on an account to view that accounts info.'

GREEN MOUNTAIN CREDIT UNION

ACCOUNTS TRANSFERS LOG OUT

OUR HOMEPAGE

Shares

1 SHARE \$1.00

Balance Available \$26.00 \$1.00

QUICK TRANSFER

10 SHARE DRAFT \$1.00

Balance Available \$1.00 \$1.00

QUICK TRANSFER

Total Balance \$27.00
Total Available \$2.00

Shares Summary

This is a drop down list of all your linked accounts. Click on an account to view that accounts info.

© 2016 mobiCint, All rights reserved.